

2018 ETHELLS BISCAYNE BAY SERIES

SAILING INSTRUCTIONS CHANGE #1

2017 PIANA CUP REGATTA
2018 FLORIDA STATE CHAMPIONSHIP

2018 SID DOREN MEMORIAL REGATTA
2018 MID-WINTERS REGATTA

Delete 9. MARKS and Replace With:

9. MARKS

- 9.1 Windward mark '1' will be an orange 5 ft. inflatable cylinder. Windward vertical mark '1a' will be a 5 ft. yellow inflatable mark. Windward offset 90° mark 'O' will be a 3 ft. orange ball.
- 9.2 The windward inflatable yellow mark '1a' will be positioned approximately 4 boat lengths upwind from the 5 ft. inflatable orange mark '1'. Boats shall pass in order marks '1', '1a', and '1' to port before proceeding downwind to the gate or finish.
- 9.2a For courses with a '+O' displayed on the course board, an orange inflatable 3 ft. ball will be positioned approximately 4 boat lengths at a 90° angle to port of mark '1a'. When a course is displayed with '+O', boats shall pass in order windward marks '1', '1a', 'O' and '1' to port before proceeding downwind to the gate or finish.

**DELETE ADDENDUM #1 and REPLACE WITH:
ADDENDUM #1 12/8/2017**

COURSE ILLUSTRATIONS FOR COURSES #2, 3, & 4 +O

EXAMPLE: COURSE BOARD DISPLAYED ON R/C SIGNAL BOAT

Sail Course #4 - Windward, Leeward, Windward, Leeward (finish)

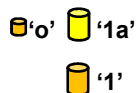
With 1 + 1A vertical + O (90°) offset at the weather mark, and leeward Gate

The Weather mark(s) approx. 1.2 nm from start at 120° magnetic.

4+O <hr/> 120° <hr/> 1.2 nm
--

COURSE # 3+O

Finish ----- R/C



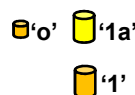
Wind
↓

- Leg 1 – Windward (1 + 1a + O to port)
- Leg 2 – Leeward (gate)
- Leg 3 – Windward (Finish)



Start ----- R/C

COURSE # 4+O



Wind
↓

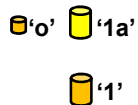
- Leg 1 – Windward (1 + 1a + O to port)
- Leg 2 – Leeward (gate)
- Leg 1 – Windward (1 + 1a + O to port)
- Leg 4 – Leeward (Finish)



Start/ Finish ----- R/C

COURSE # 5+O

Finish ----- R/C



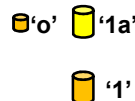
Wind
↓

- Leg 1 – Windward (1 + 1a + O to port)
- Leg 2 – Leeward (gate)
- Leg 1 – Windward (1 + 1a + O to port)
- Leg 4 – Leeward (gate)
- Leg 5 – Windward (Finish)



Start ----- R/C

COURSE # 2+O



Wind
↓

- Leg 1 – Windward (1 + 1a + O to port)
- Leg 2 – Leeward (Finish)

Start/ Finish ----- R/C